


NTC Thermistors (NTC Series)



Features:

- Size range: 0402, 0603, and 0805
- Value range: 22Ω to 470KΩ
- Beta Value Tolerance: 2% and 3%
- Flat response to temperature variations make them suited for temperature sensors and compensators
- Negative temperature coefficient type
- Operating Temperature: -40°C to +125°C

Part Number Structure

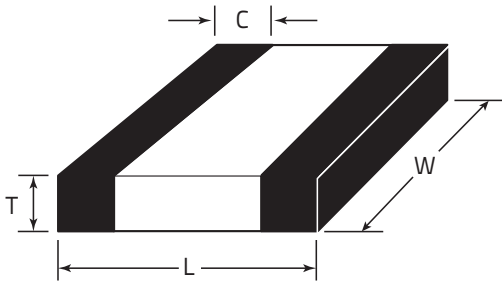
NTC Series	0805 Size	3N Beta Value Code (See 2 digit beta codes on corresponding pages)	H Beta Value Tolerance G = 2% H = 3%	103 Resistance	J Resistance Tolerance: H = 3% J = 5%	T Packaging T: Tape & Reel
------------	-----------	---	--	----------------	---	-------------------------------

Example P/N: NTC08053NH103JT

Standard termination is 100% matte Tin over Nickel.

Dimensions

Unit: mm (inch)



Size	L	W	T	C
0402	1.0 ± 0.10 (0.040 ± .004)	0.5 ± 0.05 (0.020 ± .002)	0.50 ± 0.05 (0.020 ± .02)	0.25 ± 0.15 (0.010 ± .006)
0603	1.6 ± 0.15 (0.063 ± .006)	0.80 ± 0.10 (0.031 ± .004)	0.80 ± 0.10 (0.031 ± .004)	0.30 ± 0.20 (0.012 ± .008)
0805	2.0 ± 0.20 (0.079 ± .008)	1.25 ± 0.20 (0.050 ± .008)	0.70 ± 0.20 (0.028 ± .008)	0.20 min (0.008)

Thermistors (NTC Series)

Electrical Specifications and Range

0402

Resistance (Ω)	□ % Tolerance	Beta Value (@25°C)	Beta Code	Beta Tolerance	Power Rating (mW)	Venkel Part Number
22	±3%, ±5%	2750	2Q	±3%	66	NTC04022QH220□T
33	±3%, ±5%	2750	2Q	±3%	66	NTC04022QH330□T
40	±3%, ±5%	2750	2Q	±3%	66	NTC04022QH400□T
47	±3%, ±5%	2750	2Q	±3%	66	NTC04022QH470□T
68	±3%, ±5%	2800	2R	±3%	66	NTC04022RH680□T
100	±3%, ±5%	2800	2R	±3%	66	NTC04022RH101□T
150	±3%, ±5%	2800	2R	±3%	66	NTC04022RH151□T
1000	±3%, ±5%	4500	4K	±2%	66	NTC04024KG102□T
1500	±3%, ±5%	4500	4K	±2%	66	NTC04024KG152□T
2000	±3%, ±5%	4500	4K	±2%	66	NTC04024KG202□T
2200	±3%, ±5%	4500	4K	±2%	66	NTC04024KG222□T
3000	±3%, ±5%	4500	4K	±2%	66	NTC04024KG302□T
3300	±3%, ±5%	4250	4F	±2%	66	NTC04024FG332□T
3300	±3%, ±5%	4500	4K	±2%	66	NTC04024KG332□T
4700	±3%, ±5%	4500	4K	±2%	66	NTC04024KG472□T
4700	±3%, ±5%	4250	4F	±2%	66	NTC04024FG472□T
6800	±3%, ±5%	4250	4F	±2%	66	NTC04024FG682□T
10000	±3%, ±5%	3900	3T	±2%	66	NTC04023TG103□T
10000	±3%, ±5%	4250	4F	±2%	66	NTC04024FG103□T
15000	±3%, ±5%	4250	4F	±2%	66	NTC04024FG153□T
22000	±3%, ±5%	4250	4F	±2%	66	NTC04024FG223□T
33000	±3%, ±5%	4050	4B	±2%	66	NTC04024BG333□T
33000	±3%, ±5%	4250	4F	±2%	66	NTC04024FG333□T
33000	±3%, ±5%	4500	4K	±2%	66	NTC04024KG333□T
47000	±3%, ±5%	4050	4B	±2%	66	NTC04024BG473□T
47000	±3%, ±5%	4700	4P	±2%	66	NTC04024PG473□T
68000	±3%, ±5%	4050	4B	±2%	66	NTC04024BG683□T
68000	±3%, ±5%	4250	4F	±2%	66	NTC04024FG683□T
68000	±3%, ±5%	4700	4P	±2%	66	NTC04024PG683□T
100000	±3%, ±5%	4250	4F	±2%	66	NTC04024FG104□T
100000	±3%, ±5%	4500	4K	±2%	66	NTC04024KG104□T
100000	±3%, ±5%	4700	4P	±2%	66	NTC04024PG104□T
150000	±3%, ±5%	4500	4K	±2%	66	NTC04024KG154□T
150000	±3%, ±5%	4700	4P	±2%	66	NTC04024PG154□T
220000	±3%, ±5%	4700	4P	±2%	66	NTC04024PG224□T
330000	±3%, ±5%	4700	4P	±2%	66	NTC04024PG334□T
470000	±3%, ±5%	4700	4P	±2%	66	NTC04024PG474□T

Thermistors (NTC Series)

Electrical Specifications and Range

0603

Resistance (Ω)	□-Tolerance	Beta Value (@25°C)	Beta Code	Beta Tolerance	Power Rating (mW)	Venkel Part Number
22	±3%, ±5%	2750	2Q	±3%	100	NTC06032QH220□T
33	±3%, ±5%	2750	2Q	±3%	100	NTC06032QH330□T
40	±3%, ±5%	2800	2R	±3%	100	NTC06032RH400□T
47	±3%, ±5%	2800	2R	±3%	100	NTC06032RH470□T
68	±3%, ±5%	2800	2R	±3%	100	NTC06032RH680□T
100	±3%, ±5%	2800	2R	±3%	100	NTC06032RH101□T
1000	±3%, ±5%	4500	4K	±2%	100	NTC06034KG102□T
1500	±3%, ±5%	4500	4K	±2%	100	NTC06034KG152□T
2000	±3%, ±5%	4500	4K	±2%	100	NTC06034KG202□T
2200	±3%, ±5%	4500	4K	±2%	100	NTC06034KG222□T
3000	±3%, ±5%	4500	4K	±2%	100	NTC06034KG302□T
3300	±3%, ±5%	4500	4K	±2%	100	NTC06034KG332□T
3300	±3%, ±5%	4250	4F	±2%	100	NTC06034FG332□T
4700	±3%, ±5%	4250	4F	±2%	100	NTC06034FG472□T
4700	±3%, ±5%	4500	4K	±2%	100	NTC06034KG472□T
6800	±3%, ±5%	4250	4F	±2%	100	NTC06034FG682□T
10000	±3%, ±5%	4250	4F	±2%	100	NTC06034FG103□T
15000	±3%, ±5%	4250	4F	±2%	100	NTC06034FG153□T
22000	±3%, ±5%	4250	4F	±2%	100	NTC06034FG223□T
33000	±3%, ±5%	4250	4F	±2%	100	NTC06034FG333□T
47000	±3%, ±5%	4100	4C	±2%	100	NTC06034CG473□T
47000	±3%, ±5%	4250	4F	±2%	100	NTC06034FG473□T
47000	±3%, ±5%	4700	4P	±2%	100	NTC06034PG473□T
68000	±3%, ±5%	4250	4F	±2%	100	NTC06034FG683□T
68000	±3%, ±5%	4700	4P	±2%	100	NTC06034PG683□T
100000	±3%, ±5%	4700	4P	±2%	100	NTC06034PG104□T
150000	±3%, ±5%	4700	4P	±2%	100	NTC06034PG154□T
220000	±3%, ±5%	4500	4K	±2%	100	NTC06034KG224□T

Thermistors (NTC Series)

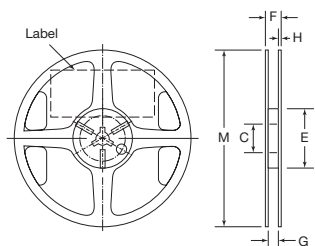
Electrical Specifications and Range

0805

Resistance (Ω)	□-Tolerance	Beta Value (@25°C)	Beta Code	Beta Tolerance	Power Rating (mW)	Venkel Part Number
470	±3%, ±5%	3250	3F	±3%	400	NTC08053FH470□T
680	±3%, ±5%	3250	3F	±3%	400	NTC08053FH680□T
1000	±3%, ±5%	3100	3C	±3%	400	NTC08053CH102□T
1500	±3%, ±5%	3100	3C	±3%	400	NTC08053CH152□T
2200	±3%, ±5%	3300	3G	±3%	400	NTC08053GH222□T
3300	±3%, ±5%	3300	3G	±3%	400	NTC08053GH332□T
4700	±3%, ±5%	3450	3J	±3%	400	NTC08053JH472□T
6800	±3%, ±5%	3450	3J	±3%	400	NTC08053JH682□T
10000	±3%, ±5%	3650	3N	±3%	400	NTC08053NH103□T
15000	±3%, ±5%	3650	3N	±3%	400	NTC08053NH153□T
22000	±3%, ±5%	3850	3S	±3%	400	NTC08053SH223□T
33000	±3%, ±5%	3850	3S	±3%	400	NTC08053SH333□T
47000	±3%, ±5%	4000	4A	±3%	400	NTC08054AH473□T
68000	±3%, ±5%	4000	4A	±3%	400	NTC08054AH683□T
100000	±3%, ±5%	4150	4D	±3%	400	NTC08054DH104□T
150000	±3%, ±5%	4150	4D	±3%	400	NTC08054DH154□T

Thermistors (NTC Series)

Reel Specifications

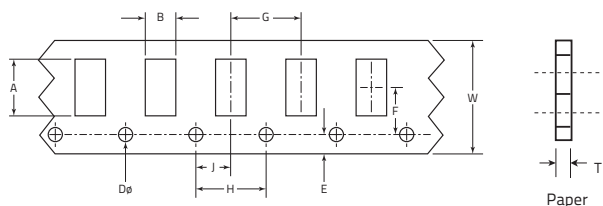


Unit: mm (inch)

C	E	F	G	H	M
13.0 ± 0.2 (.51 ± .008)	60.0 ± 1.0 (2.36 ± 0.03)	11.4 ± 1.0 (.45 ± .04)	9.0 ± .3 (.35 ± .012)	1.5 ± .3 (.06 ± .012)	180 ± 2.0 (7.09 ± .08)

Minimum of 30 empty pockets at the beginning of reel, 65 minimum empty pockets at the end.

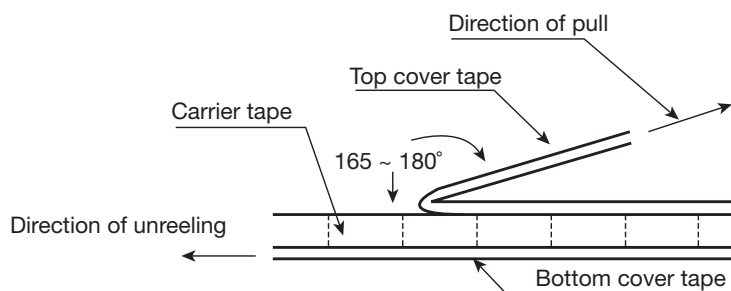
Tape Specifications



All dimensions in mm.

Tape	Size (inches)	A	B	W	E	F	T max	G	H	J	Dø
Paper	0402	1.15 ± 0.1	0.65 ± 0.1	8.0 ± 0.2	1.75 ± 0.1	3.5 ± 0.05	1.0	2.0 ± 0.05	4.0 ± 0.1	2.0 ± 0.05	1.5 +0.1-0
	0603	1.9 ± 0.1	1.1 ± 0.1	8.0 ± 0.2	1.75 ± 0.1	3.5 ± 0.05	1.4	4.0 ± 0.1	4.0 ± 0.1	2.0 ± 0.05	1.5 +0.1-0
	0805	2.4 ± 0.1	1.65 ± 0.1	8.0 ± 0.2	1.75 ± 0.1	3.5 ± 0.05	1.1	4.0 ± 0.1	4.0 ± 0.1	2.0 ± 0.05	1.5 +0.1-0

Peel Back Force and Direction Diagram



Peel back force and direction of peel back angle should follow EIA481-1-A. Peel back force should be between 0.1N – 1.3N and peel back angle of 165° – 180°.